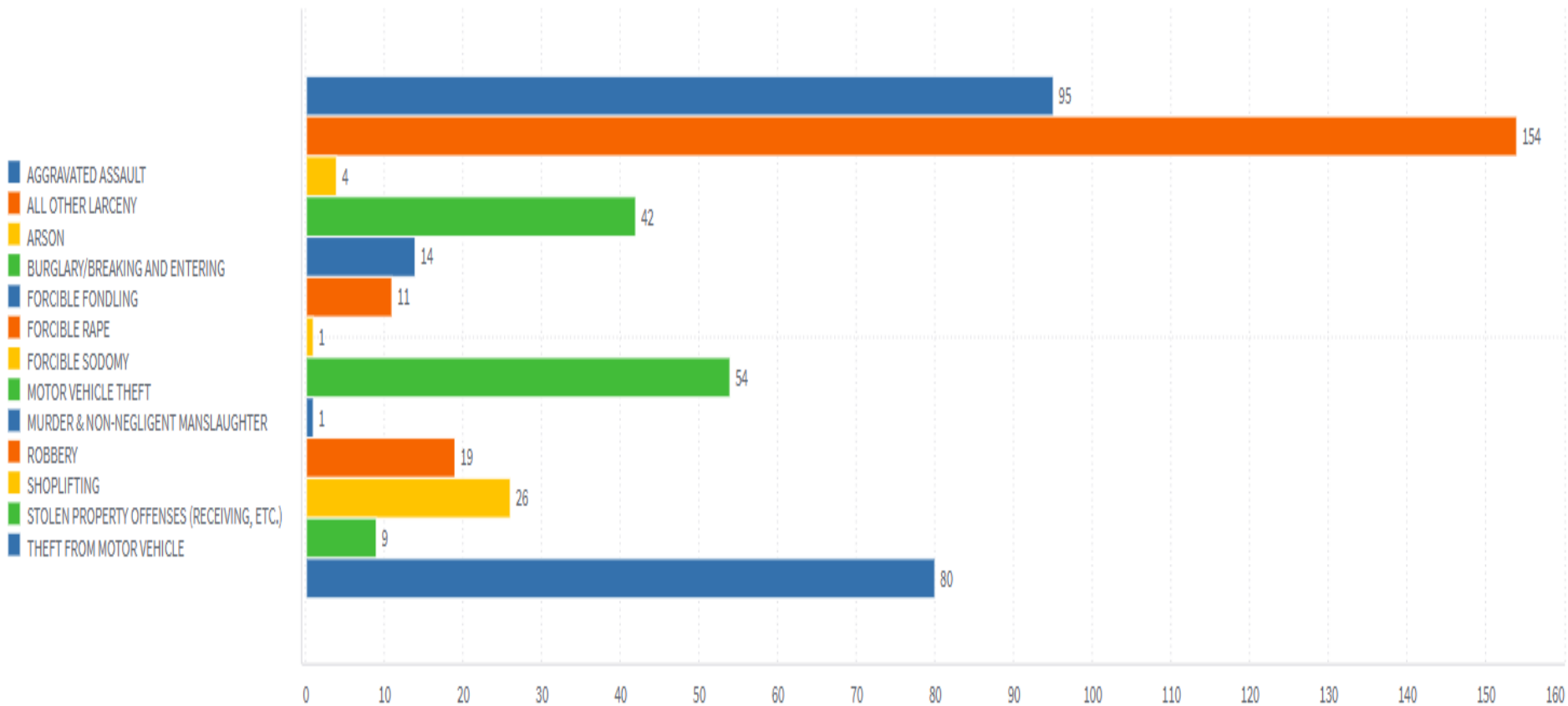




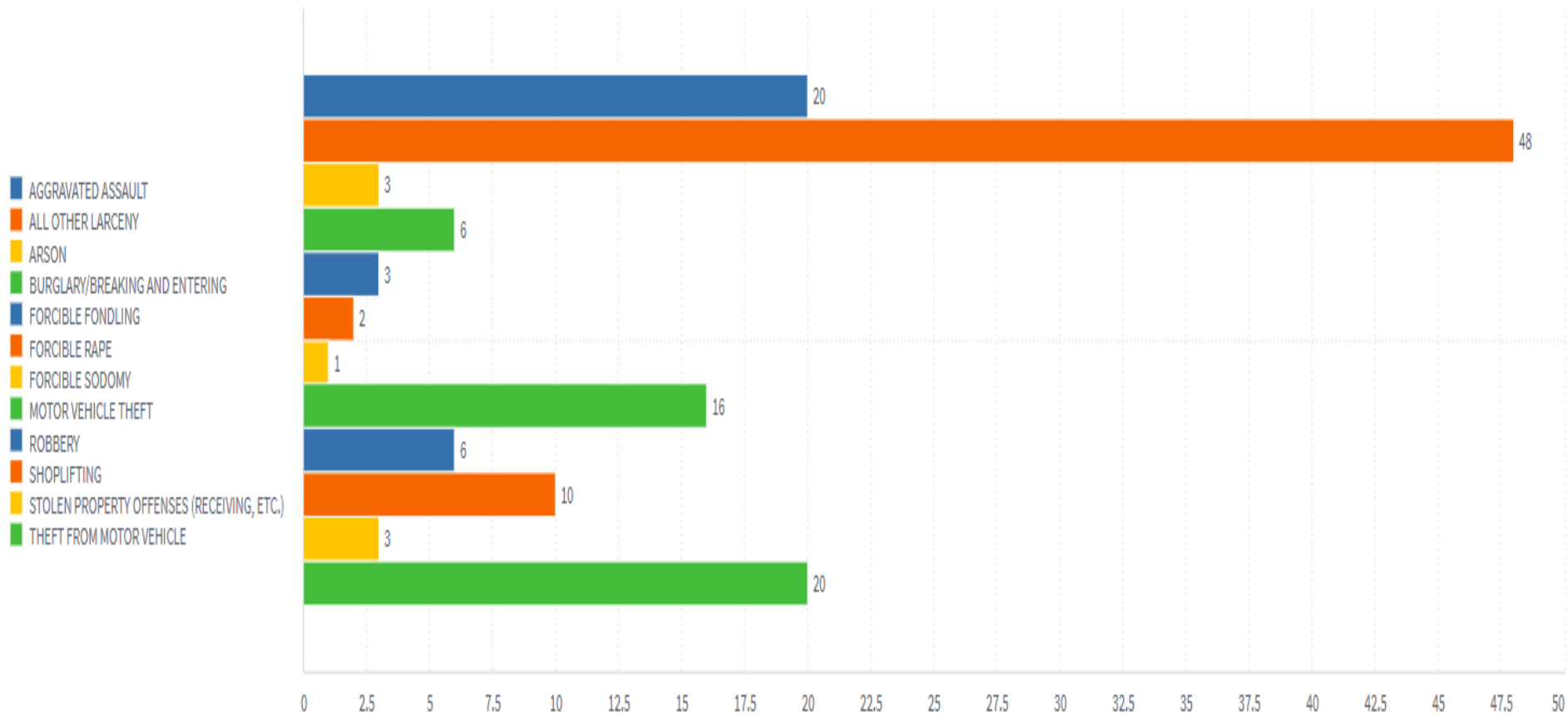
# All Sectors



May 2026 Number of Part One Crimes



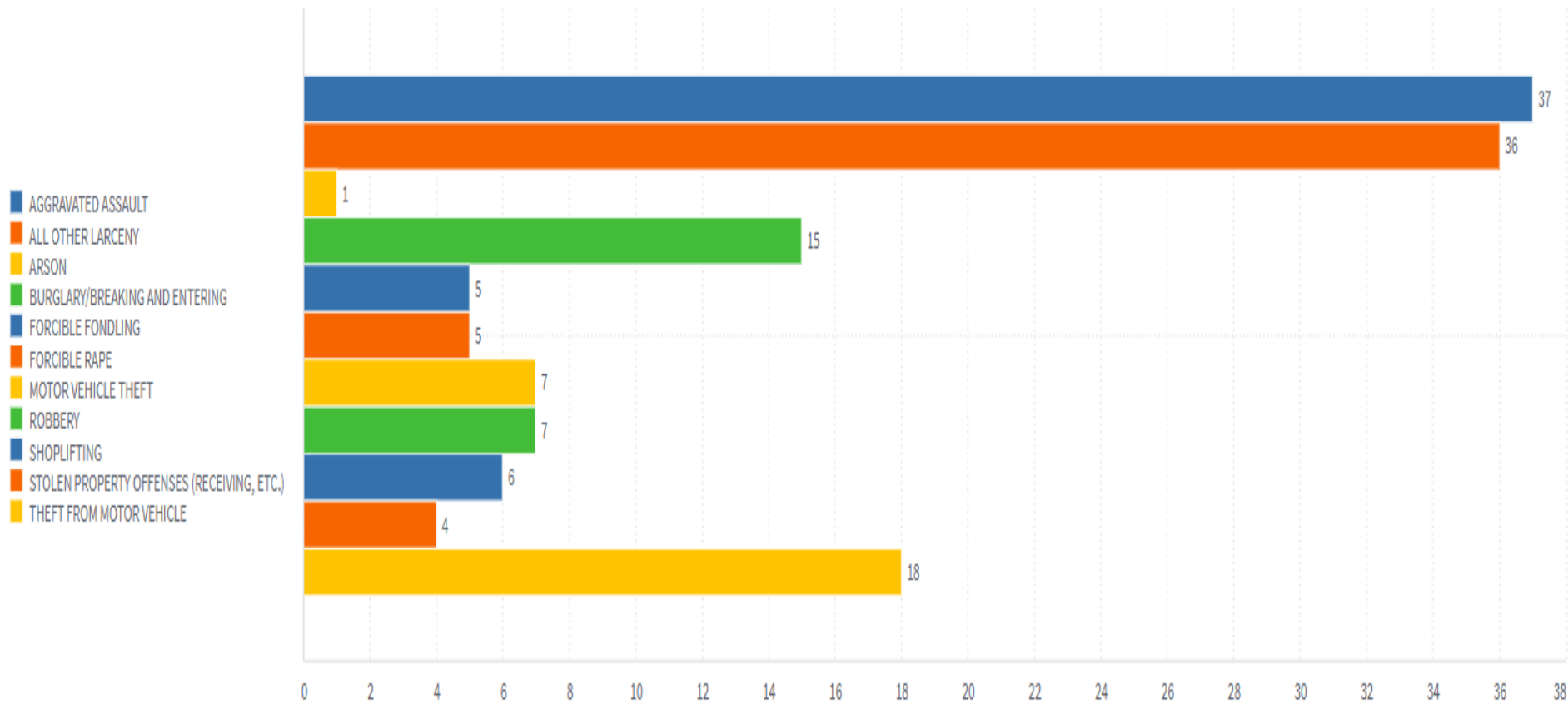
# Sector 1



May 2026 Number of Part One Crimes



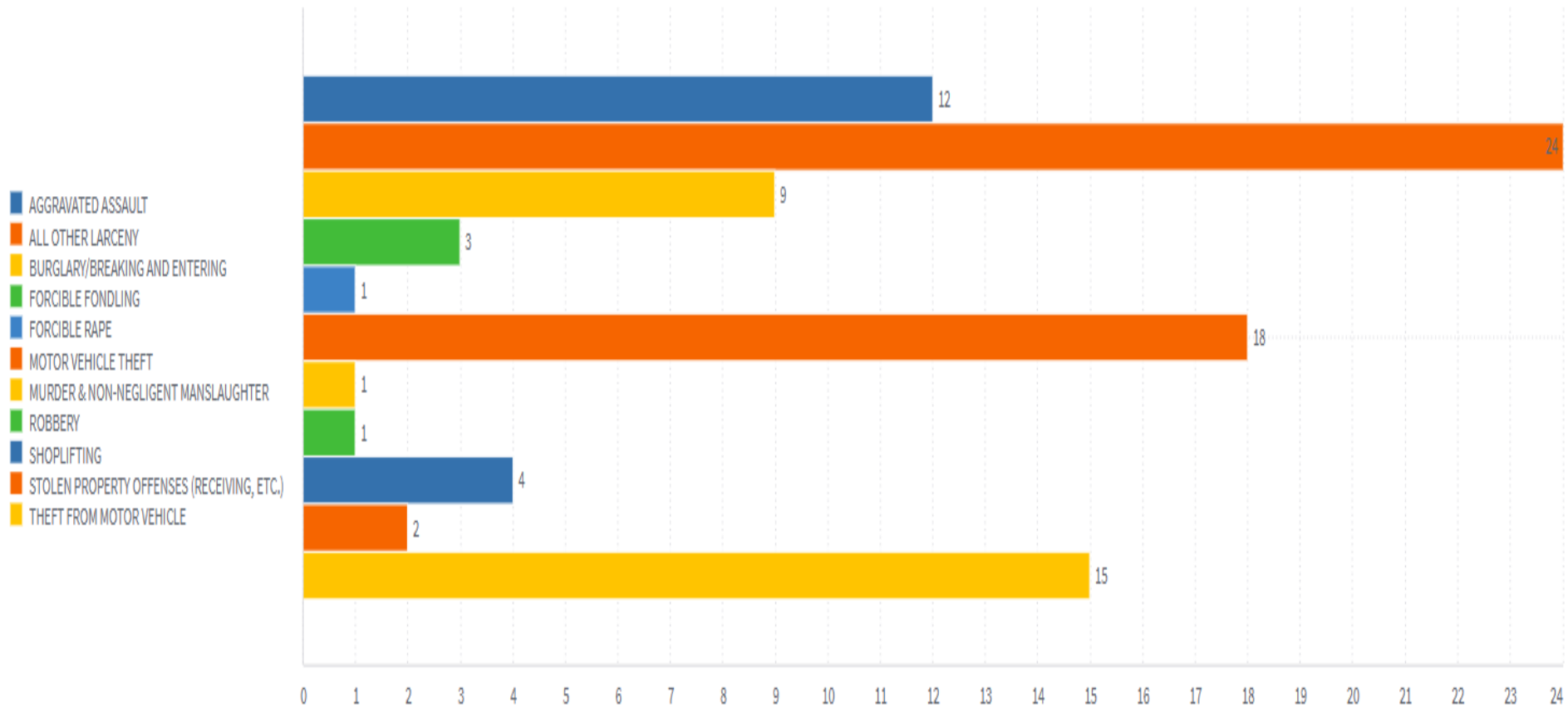
# Sector 2



May 2026 Number of Part One Crimes



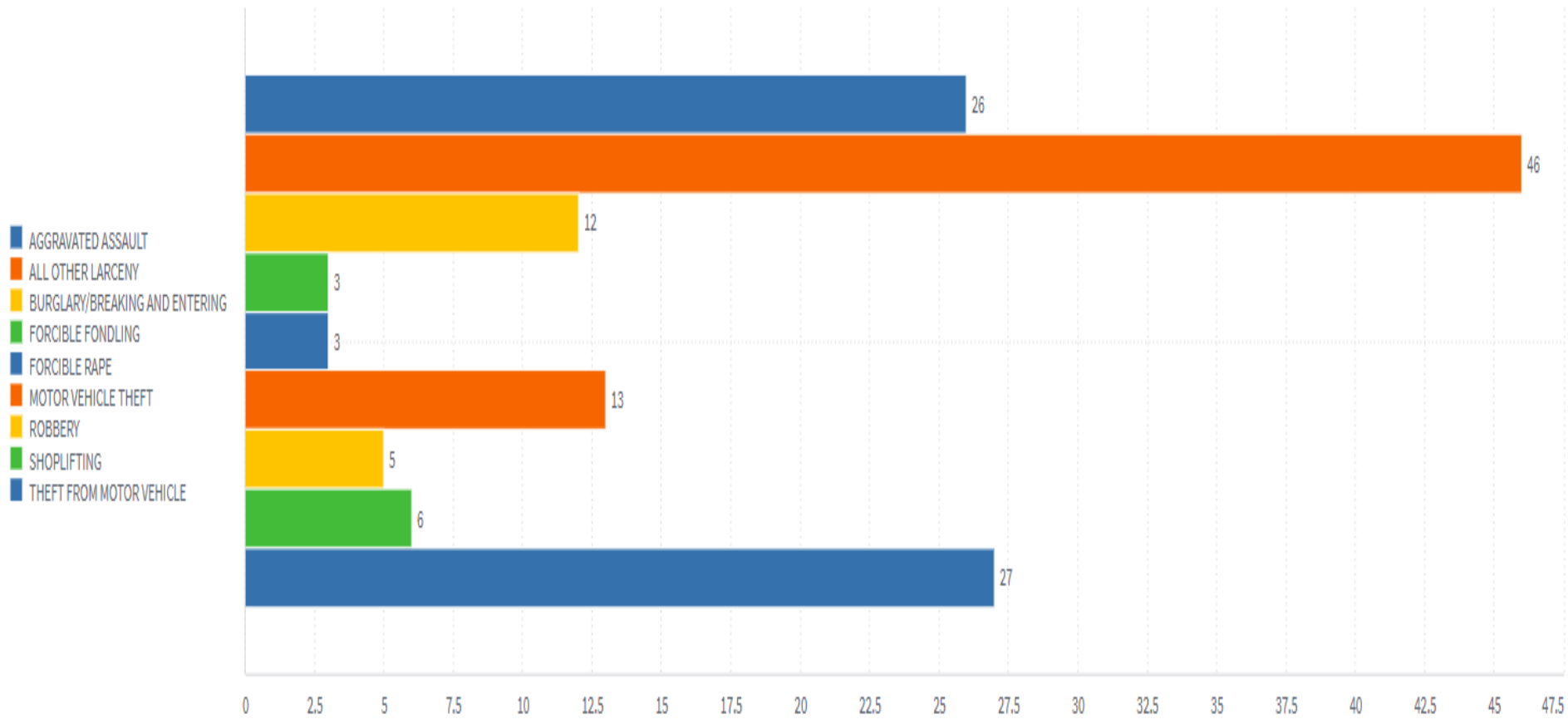
# Sector 3



May 2026 Number of Part One Crimes



# Sector 4



May 2026 Number of Part One Crimes



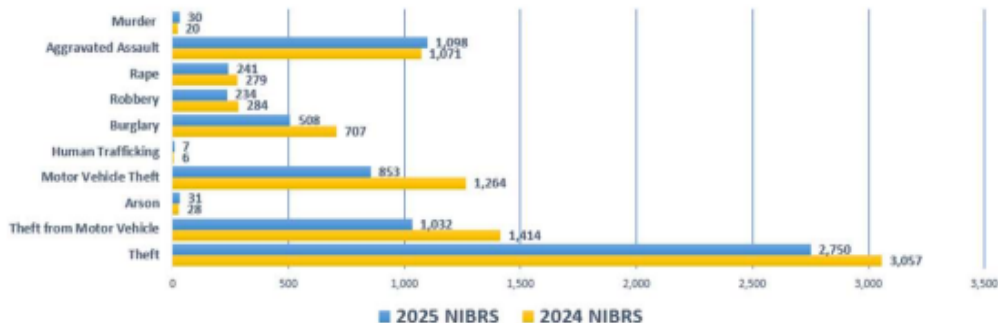
# 2022 – 2025 NIBRS Comparison Chart

## Clayton County Police Department

Clayton County population: 299,394

FBI UCR SUBMISSIONS: 2022 - 2025					When Crime is Up	When Crime is Down	
COMPARATIVE ANALYSIS AND STATISTICS					2024 VS 2025 Comparison		
NUMBERS HAVE BEEN UPDATED AS OF: 12/31/2025	2022	2023	2024	Rate of Change: 2023 vs 2024	2024	2025	Rate of Change: 2024 vs 2025
	NIBRS	NIBRS	NIBRS		NIBRS	NIBRS	
CALL FOR SERVICE:	212,791	204,824	211,408	3.21%	211,408	207,002	-2.08%
CRIMES AGAINST PERSONS:	1,634	1,461	1,357	-7.11%	1,357	1,351	-0.44%
CRIMES AGAINST PROPERTY:	7,258	8,564	6,665	-22.17%	6,665	5,280	-20.78%
Murder & Non-Neglect Manslaughter	Incidents- 52 Victims- 54	Incidents- 37 Victims- 37	Incidents- 20 Victims- 20	Incidents- -45.94% Victims- -45.94%	Incidents- 20 Victims- 20	Incidents- 29 Victims- 30	Incidents- -45% Victims- -50%
Aggravated Assault	1,246	1,161	1,071	-7.75%	1,071	1,098	2.52%
Arson	32	49	28	-42.85%	28	31	10.71%
Burglary	717	920	707	-23.15%	707	508	-28.14%
Rape	331	266	279	4.88%	279	241	-13.62%
Involuntary Servitude	3	4	6	50%	6	7	16.66%
Motor Vehicle Theft	1200	1,658	1,264	-23.76%	1,264	853	-32.51%
Robbery	272	288	284	-1.34%	284	234	-17.6%
Theft	3,391	3,787	3,057	-19.27%	3,057	2,750	-10.04%
Theft from Motor Vehicle	1,916	1,976	1,414	-28.44%	1,414	1,032	-27.01%
Total Part One Case Numbers:	9,162	9,903	7,926	-19.97%	7,926	6,519	-17.75%
Officer Inv. Shootings	2	2	2	0%	2	0	-100%

Part One Crimes 2024 - 2025



### APPENDIX A

### CRIME DATA

### 2022-2025

The figures included in this report are preliminary figures for general situational awareness and trend purposes only. They do not represent the official figures of the Clayton County Police Department. And are subject to further analysis and revision. Due to the statute-driven changing nature of crime classification and area boundaries over time, be advised that the figures contained may not fully coincide with CCPD statistical sources. Differences are reflective of the departmental procedures or policies that were in place at the time the events occurred and the data was compiled. Data may be approximate in relation to indicated areas. Every reasonable effort has been made to verify the accuracy of the data, however, accuracy is subject to the constraints of the report generation process and the manner, format, and point in time of any query.



# 2025 VS. 2026



Crime is overall down by -6.6%

Clayton County Police NIBRS	01/01/2025 – 06/01/2025	01/01/2026- 06/01/2026	% Change Green- Decrease Red- Increase
<b><u>Violent Crimes</u></b>			
Murder Incidents	8	6	-25%
Murder Victims	9	6	-33.33%
Rape	94	109	15.95%
Aggravated Assaults	432	419	-3%
Involuntary Servitude	3	2	-33.33%
	Total Case Numbers- 525	Total Case Numbers- 534	<u>1.71%</u>
<b><u>Property Crimes</u></b>			
Burglary	201	212	5.47%
Theft	1,085	1,087	0.18%
MV Thefts	399	285	-28.57%
Theft from Motor Vehicle	467	399	-14.56%
Robbery	93	94	1.07%
Arson	12	16	33.33%
	Total Case Numbers- 2,213	Total Case Numbers- 2,036	<u>-8%</u>

## NIBRS Reporting Part One Crimes