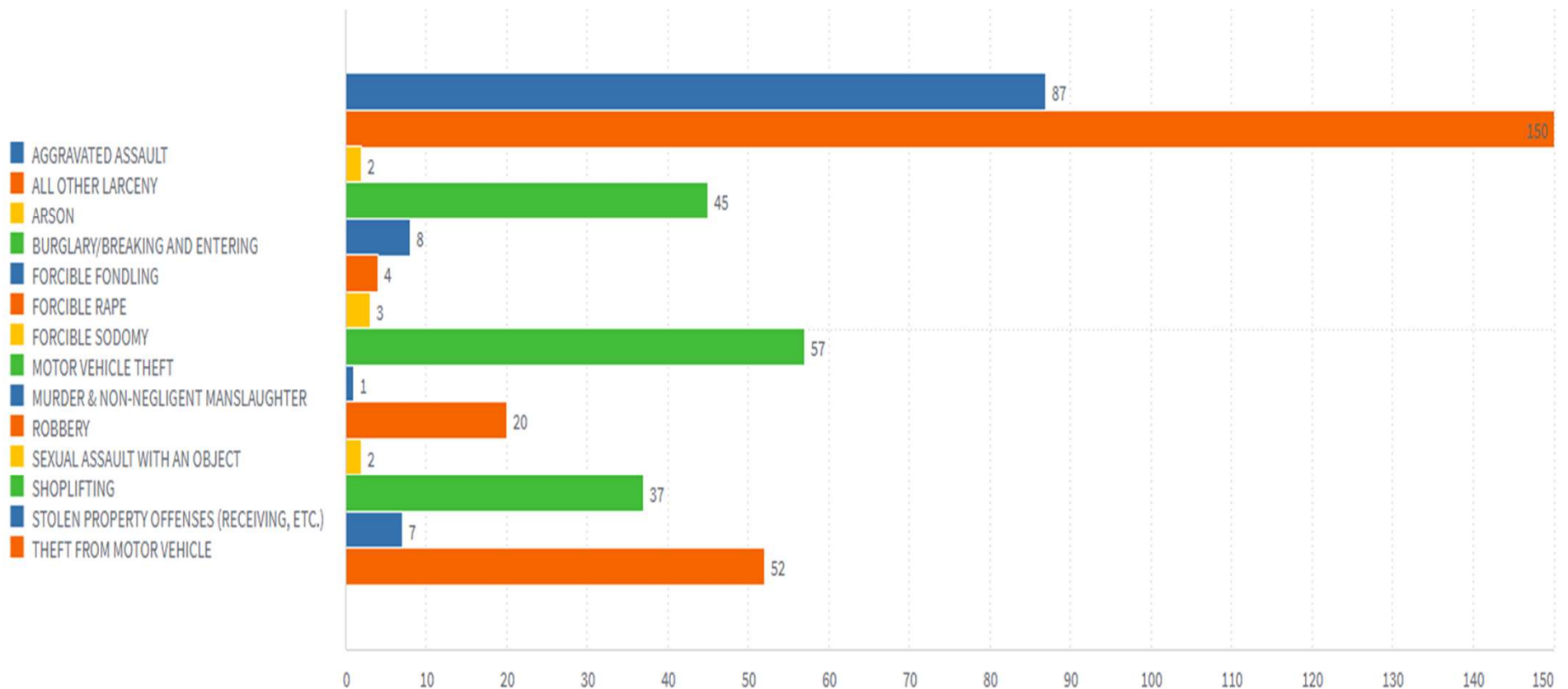




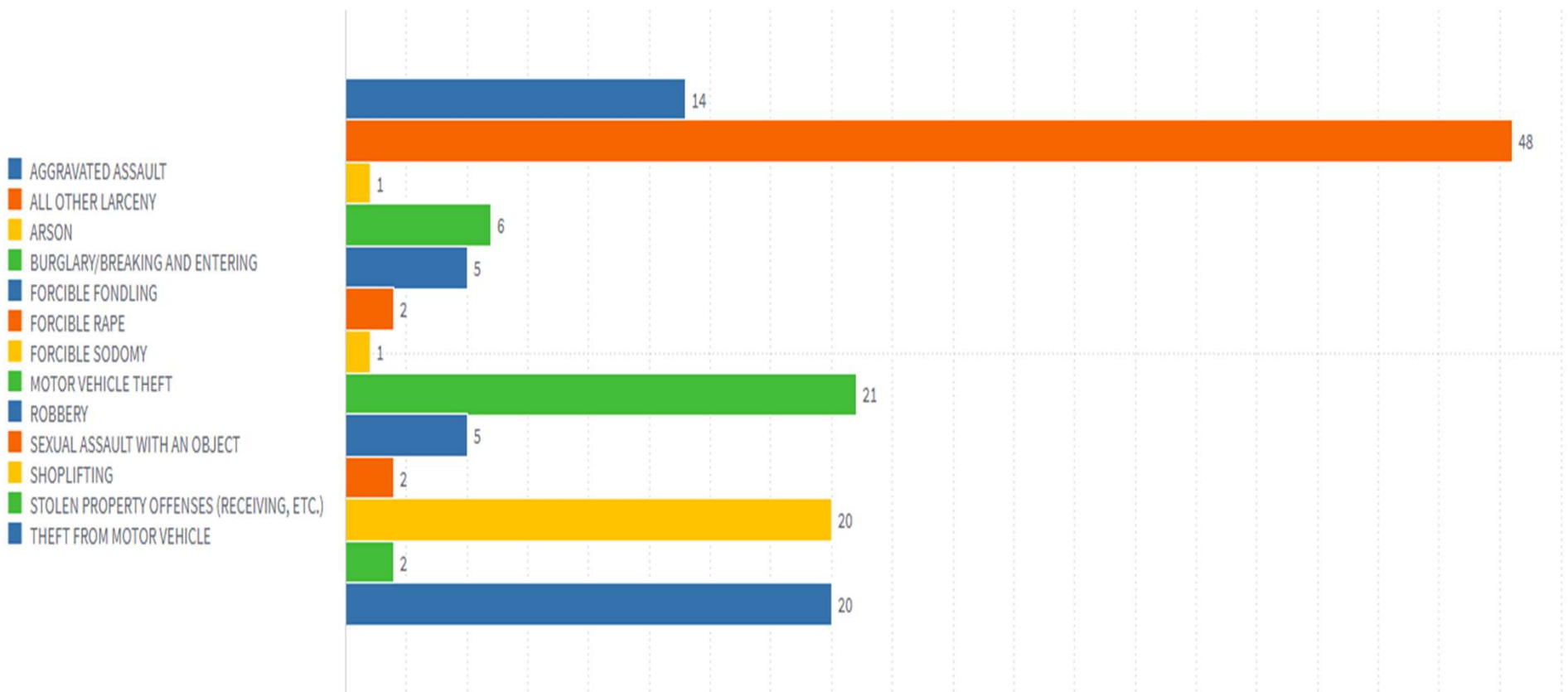
All Sectors



December 2025 Number of Part One Crimes



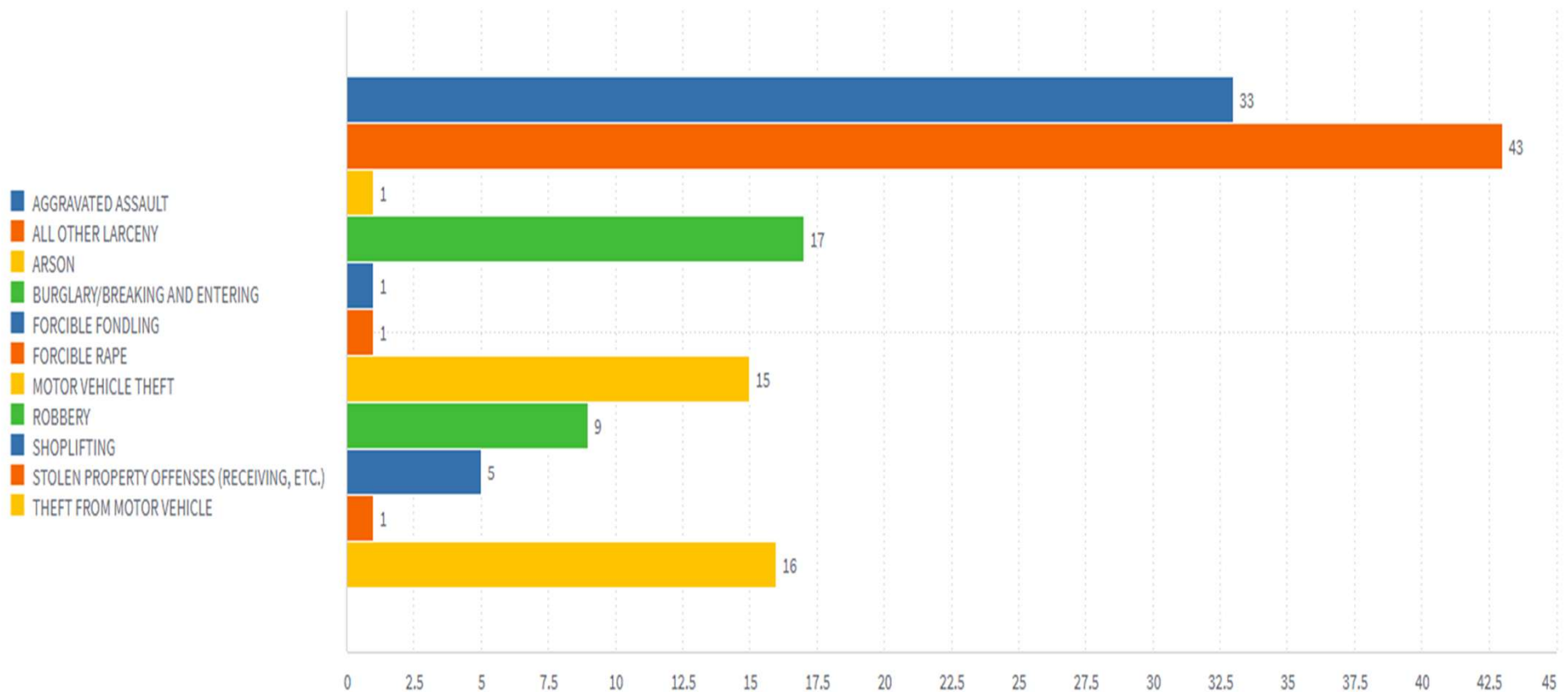
Sector 1



December 2025 Number of Part One Crimes



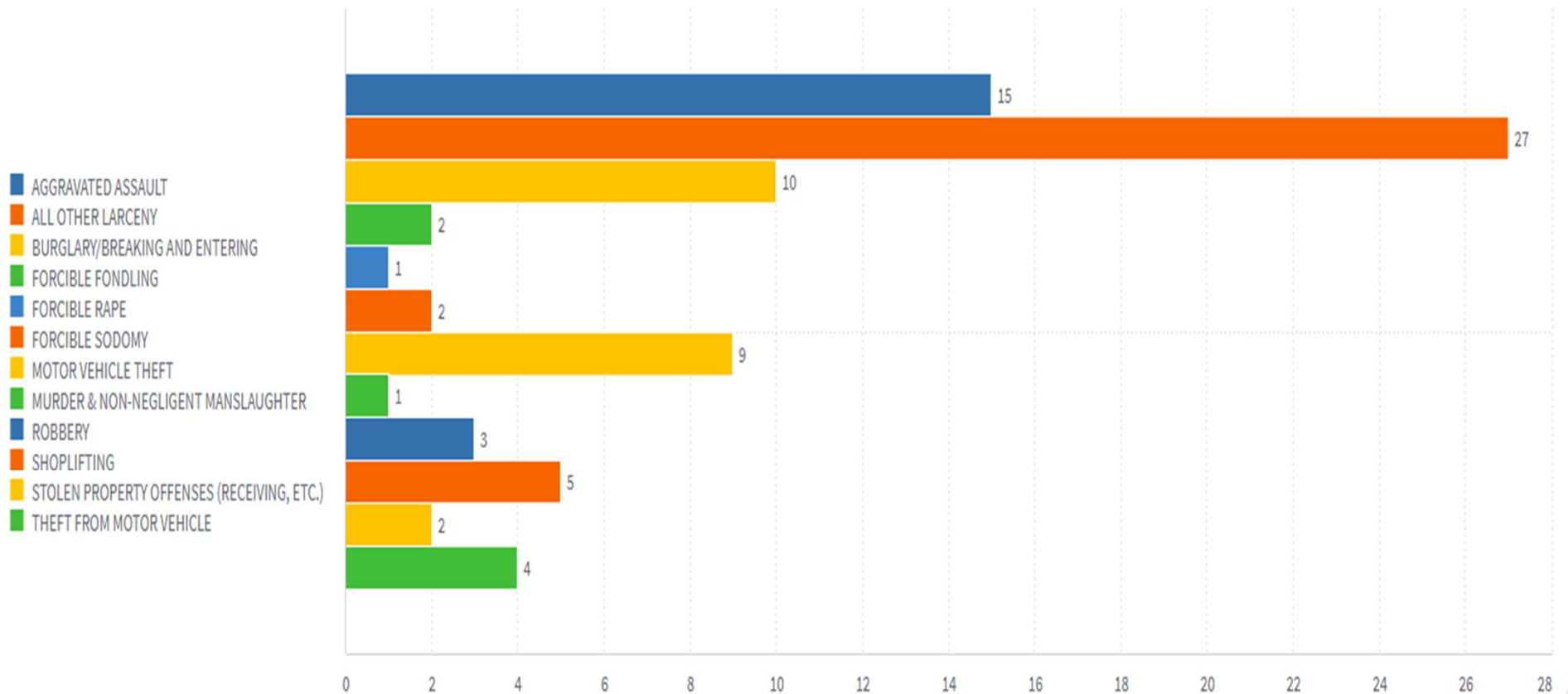
Sector 2



December 2025 Number of Part One Crimes



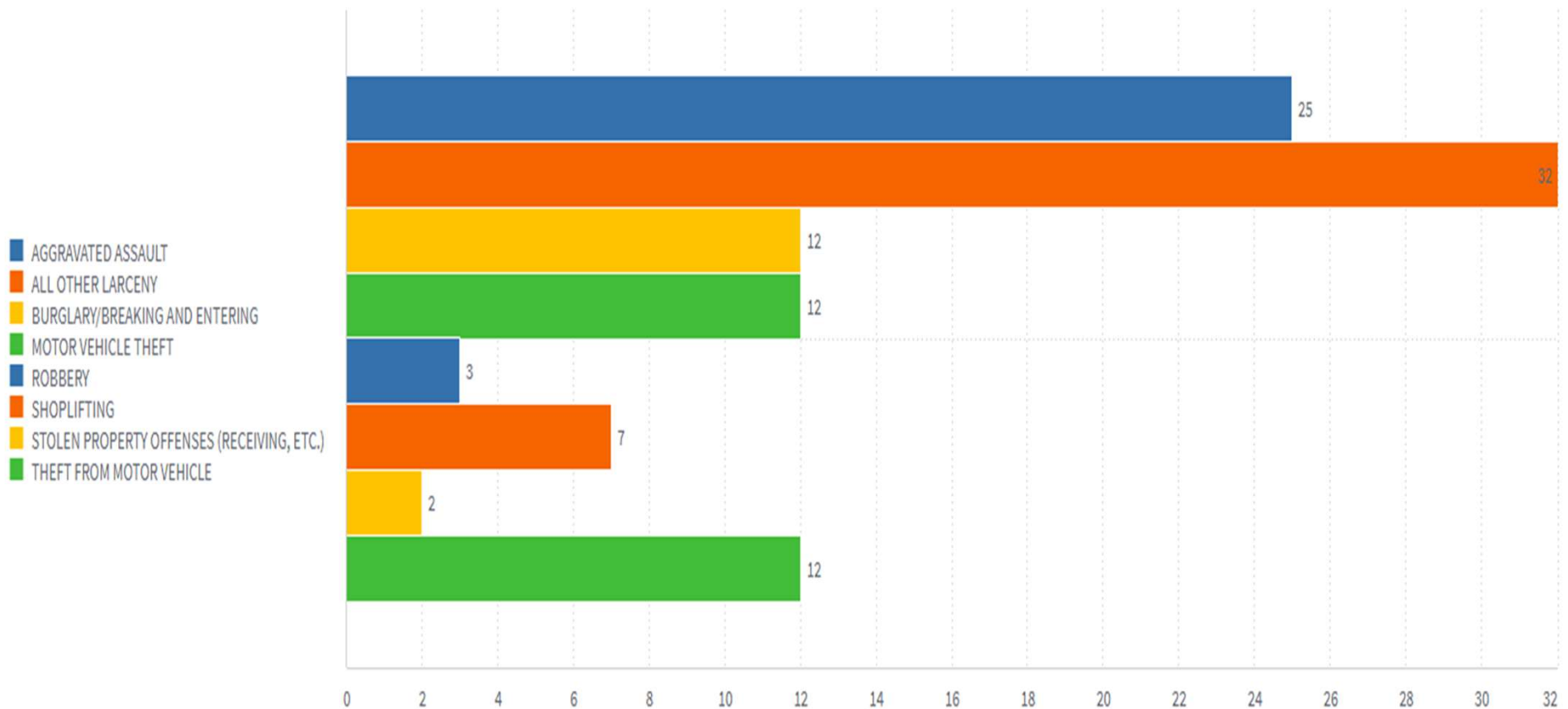
Sector 3



December 2025 Number of Part One Crimes



Sector 4



December 2025 Number of Part One Crimes



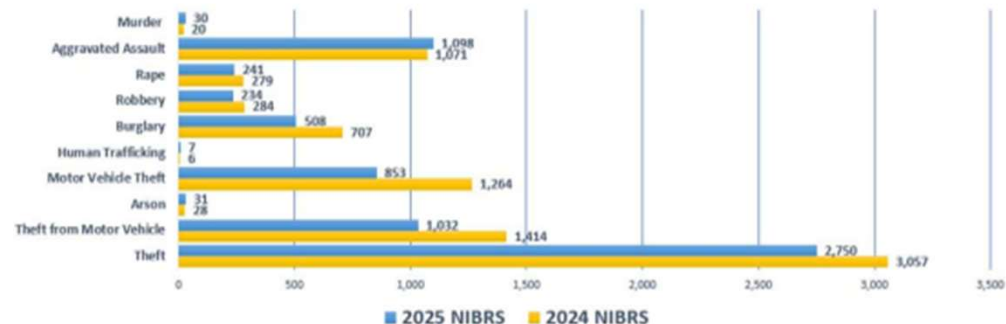
2022 – 2025 NIBRS Comparison Chart

Clayton County Police Department

Clayton County population: 299,394

FBI UCR SUBMISSIONS: 2022 - 2025					When Crime is Up			
COMPARATIVE ANALYSIS AND STATISTICS					When Crime in is Down			
NUMBERS HAVE BEEN UPDATED AS OF: 12/31/2025					2024 VS 2025 Comparison			
	2022 NIBRS	2023 NIBRS	2024 NIBRS	Rate of Change: 2023 vs 2024	2024 NIBRS	2025 NIBRS	Rate of Change: 2024 vs 2025	
	CALL FOR SERVICE:	212,791	204,824	211,408	3.21%	211,408	207,002	-2.08%
	CRIMES AGAINST PERSONS:	1,634	1,461	1,357	-7.11%	1,357	1,351	- 0.44%
	CRIMES AGAINST PROPERTY:	7,258	8,564	6,665	-22.17%	6,665	5,280	-20.78%
Murder & Non-Neglect Manslaughter	Incidents- 52 Victims- 54	Incidents- 37 Victims- 37	Incidents- 20 Victims- 20	Incidents- -45.94% Victims- -45.94%	Incidents- 20 Victims- 20	Incidents- 29 Victims- 30	Incidents- 45% Victims- 50%	
Aggravated Assault	1,246	1,161	1,071	-7.75%	1,071	1,098	2.52%	
Arson	32	49	28	-42.85%	28	31	10.71%	
Burglary	717	920	707	-23.15%	707	508	-28.14%	
Rape	331	266	279	4.88%	279	241	-13.62%	
Involuntary Servitude	3	4	6	50%	6	7	16.66%	
Motor Vehicle Theft	1200	1,658	1,264	-23.76%	1,264	853	-32.51%	
Robbery	272	288	284	-1.34%	284	234	-17.6%	
Theft	3,391	3,787	3,057	-19.27%	3,057	2,750	-10.04%	
Theft from Motor Vehicle	1,916	1,976	1,414	-28.44%	1,414	1,032	-27.01%	
Total Part One Case Numbers:	9,162	9,903	7,926	-19.97%	7,926	6,519	-17.75%	
Officer Inv. Shootings	2	2	2	0%	2	0	-100%	

Part One Crimes 2024 - 2025



APPENDIX A

CRIME DATA

2022-2025

The figures included in this report are preliminary figures for general situational awareness and trend purposes only. They do not represent the official figures of the Clayton County Police Department. And are subject to further analysis and revision. Due to the statute-driven changing nature of crime classification and area boundaries over time, be advised that the figures contained may not fully coincide with CCPD statistical sources. Differences are reflective of the departmental procedures or policies that were in place at the time the events occurred and the data was compiled. Data may be approximate in relation to indicated areas. Every reasonable effort has been made to verify the accuracy of the data, however, accuracy is subject to the constraints of the report generation process and the manner, format, and point in time of any query.