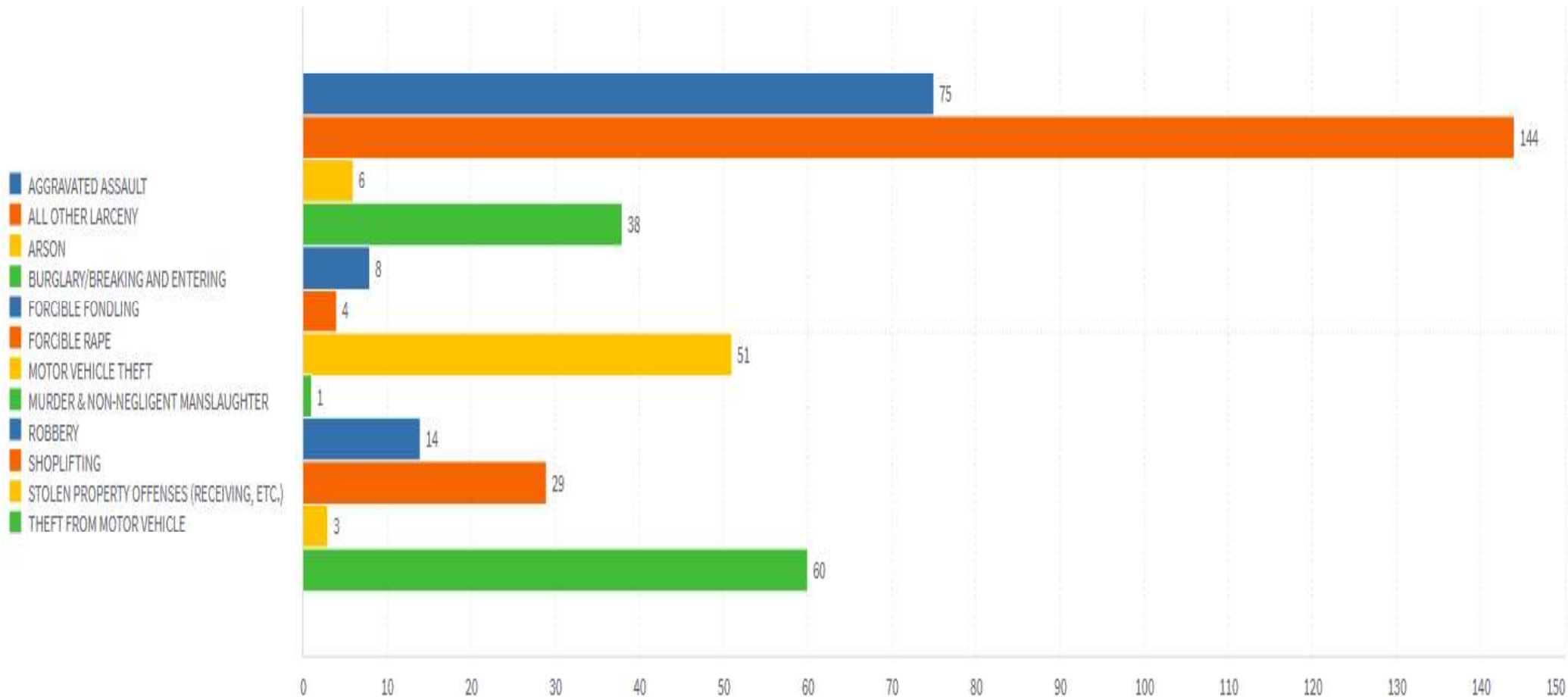




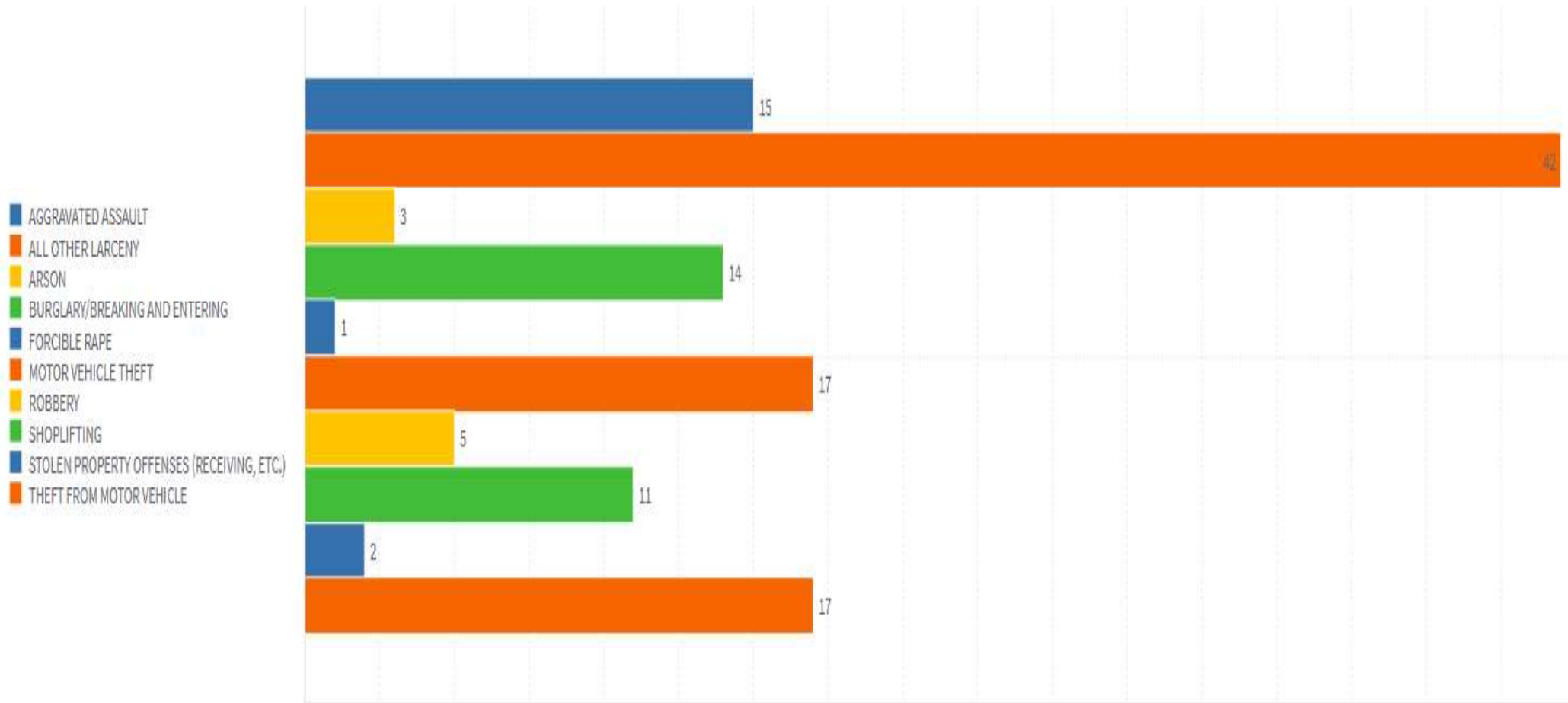
All Sectors



November 2025 Number of Part One Crimes



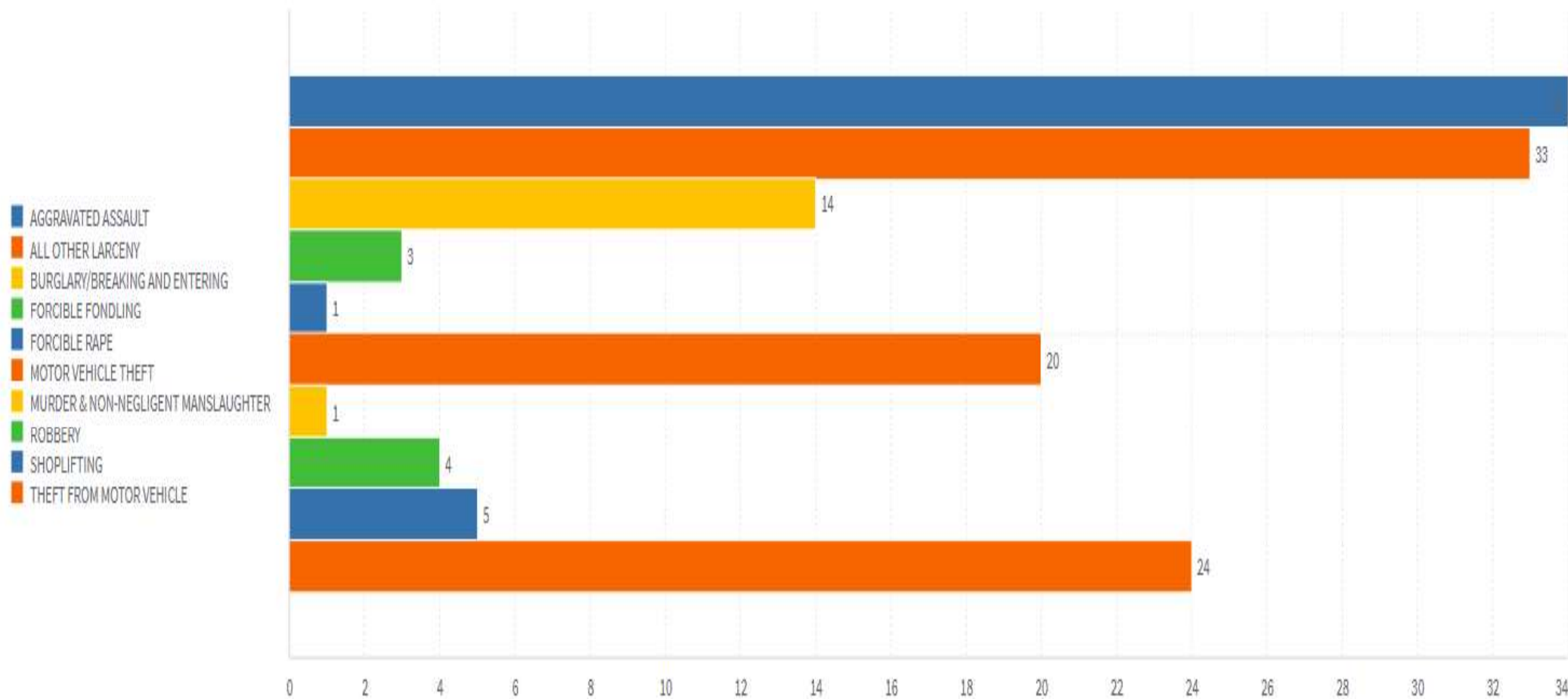
Sector 1



November 2025 Number of Part One Crimes



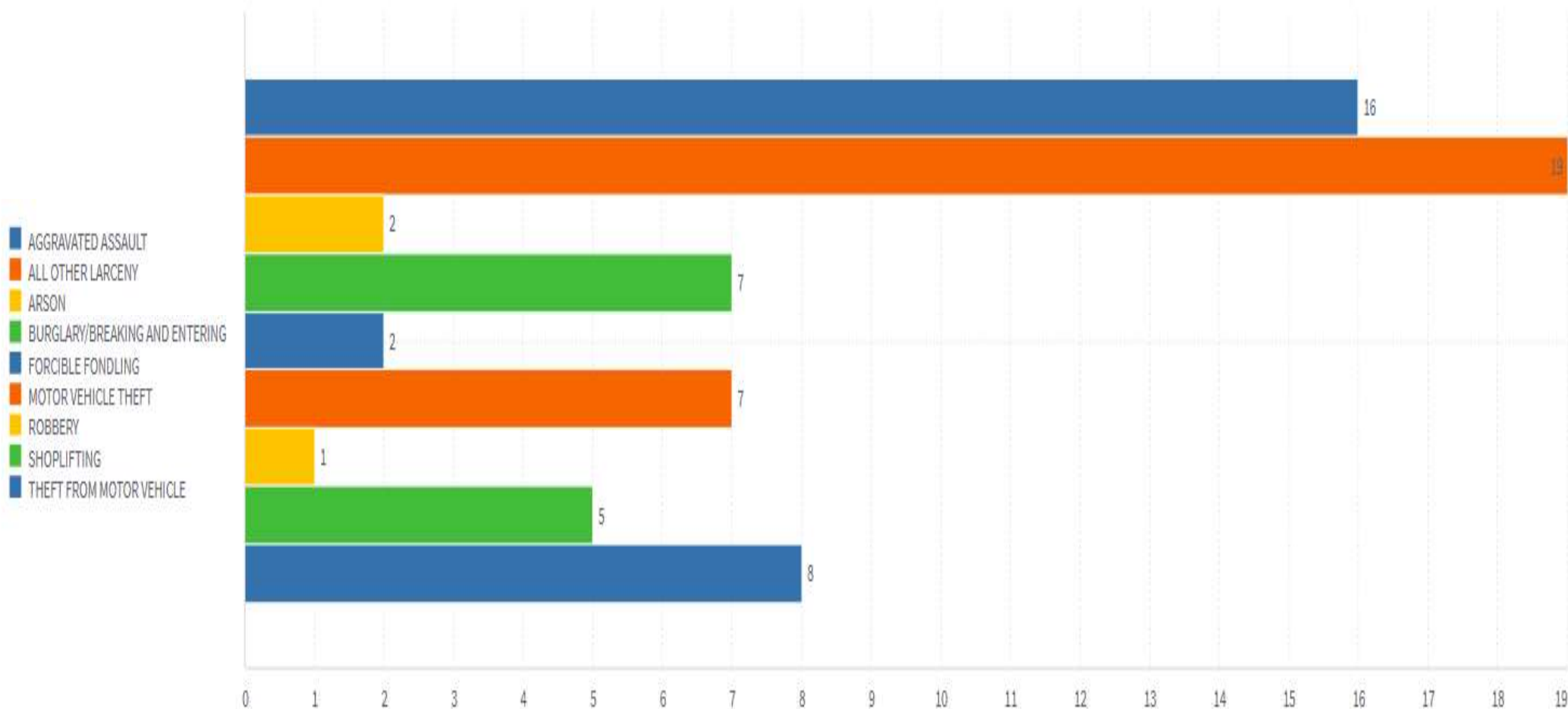
Sector 2



November 2025 Number of Part One Crimes



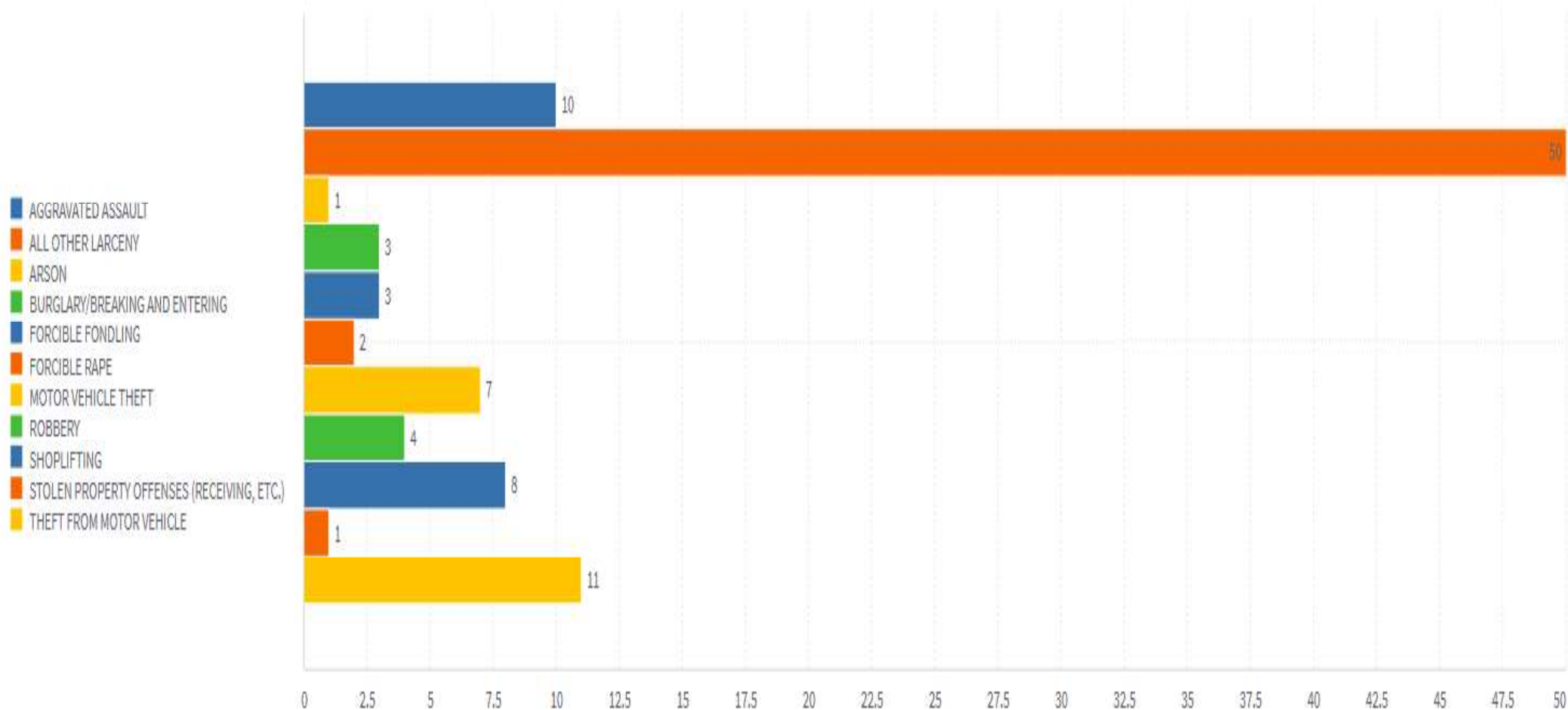
Sector 3



November 2025 Number of Part One Crimes



Sector 4



November 2025 Number of Part One Crimes



2023 VS. 2024

| Clayton County Police NIBRS Part One Crimes Comparison | 2023 | 2024 | % Change |
|--|-------|-------|----------|
| Aggravated Assault | 1,205 | 1,085 | 10% |
| Arson | 49 | 28 | 42.9% |
| Burglary/Breaking & Entering | 918 | 699 | 23.9% |
| Rape | 268 | 270 | 0.7% |
| Involuntary servitude | 3 | 5 | 66.7% |
| Motor Vehicle Theft | 1,649 | 1,200 | 27.2% |
| Murder & non-neglect manslaughter | 41 | 26 | 36.6% |
| Robbery | 297 | 285 | 4% |
| Theft | 3,835 | 3,014 | 21.4% |
| Theft from Motor Vehicle | 1,983 | 1,397 | 29.6% |
| Grand Total | 9,936 | 7,747 | 22% |

NIBRS Reporting Part One Crimes



2024 VS. 2025

| Clayton County Police NIBRS Part One Crimes Comparison | 01/01/2024- 11/30/2024 | 01/01/2025- 11/30/2025 | % Change Green- Decrease Red- Increase |
|--|--|--|--|
| Aggravated Assault | 968 | 1,005 | 4% |
| Arson | 22 | 29 | 32% |
| Burglary/Breaking & Entering | 657 | 456 | 30% |
| Rape | 262 | 231 | 12% |
| Involuntary Servitude | 5 | 7 | 40% |
| Motor Vehicle Theft | 1,137 | 788 | 31% |
| Murder Incidents | 21 | 27 | 29% |
| Murder Victims | 22 | 28 | 27% |
| Robbery | 262 | 214 | 18% |
| Theft | 2,793 | 2,528 | 10% |
| Theft from Motor Vehicle | 1,313 | 983 | 25% |
| Total of Part One Case Numbers | Total Part One Case Numbers – 7,260 | Total Part One Case Numbers – 6,030 | <u>17%</u> |

NIBRS Reporting Part One Crimes