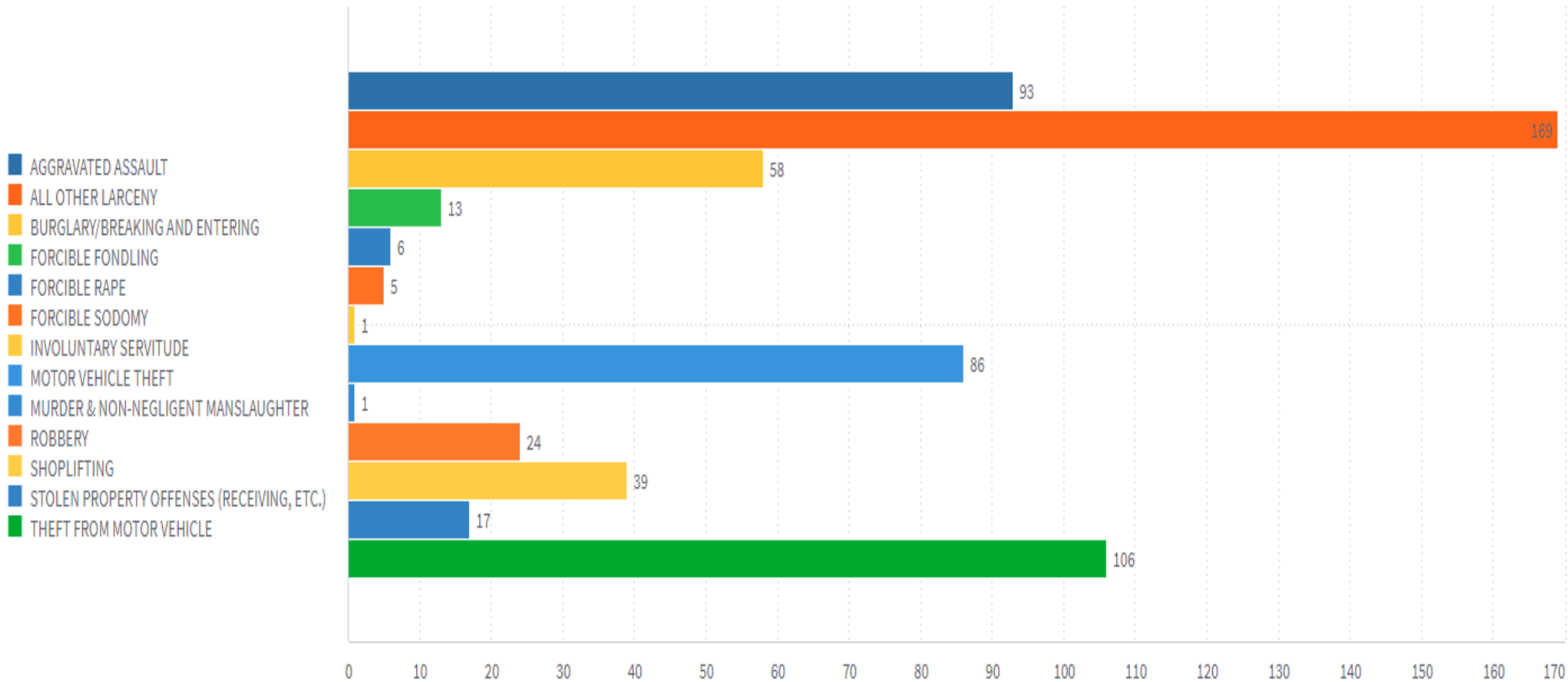




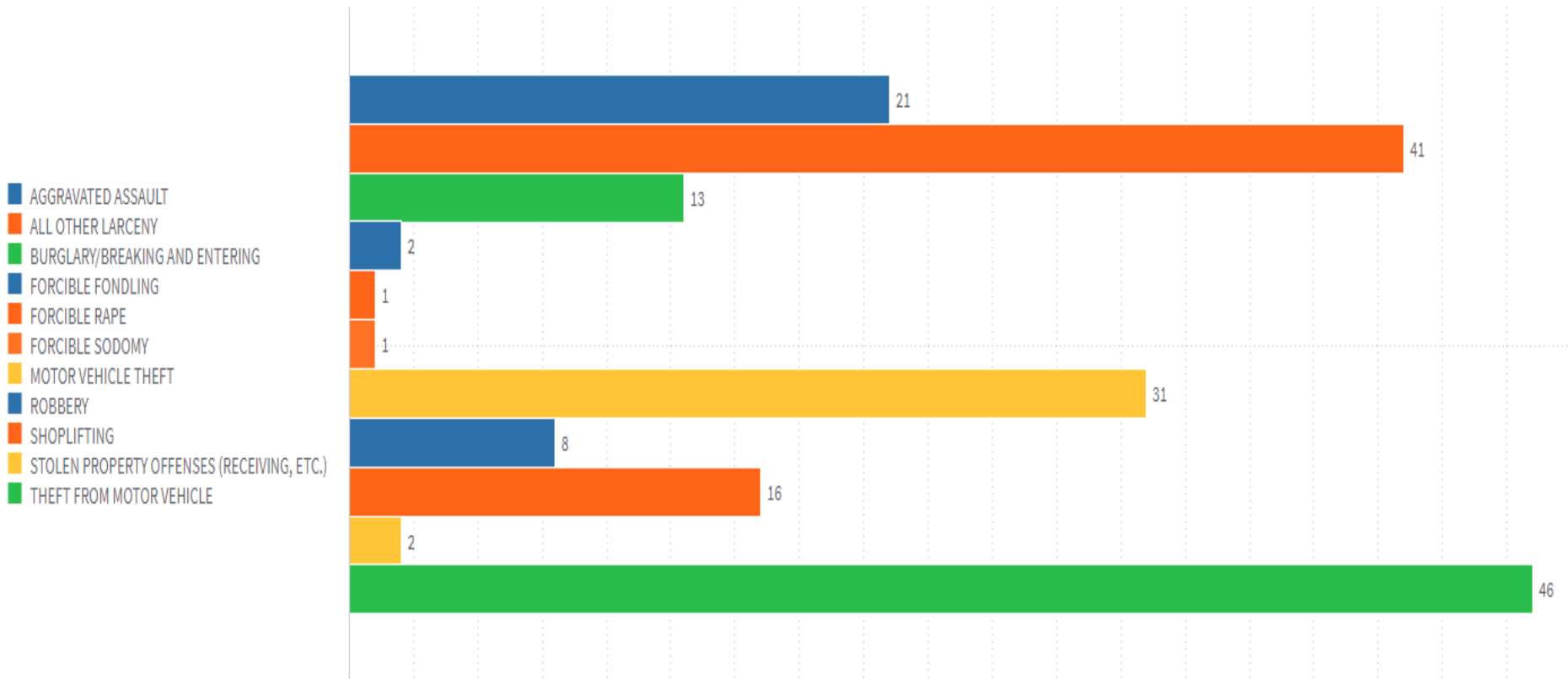
All Sectors



May 2024 Number of Part One Crimes



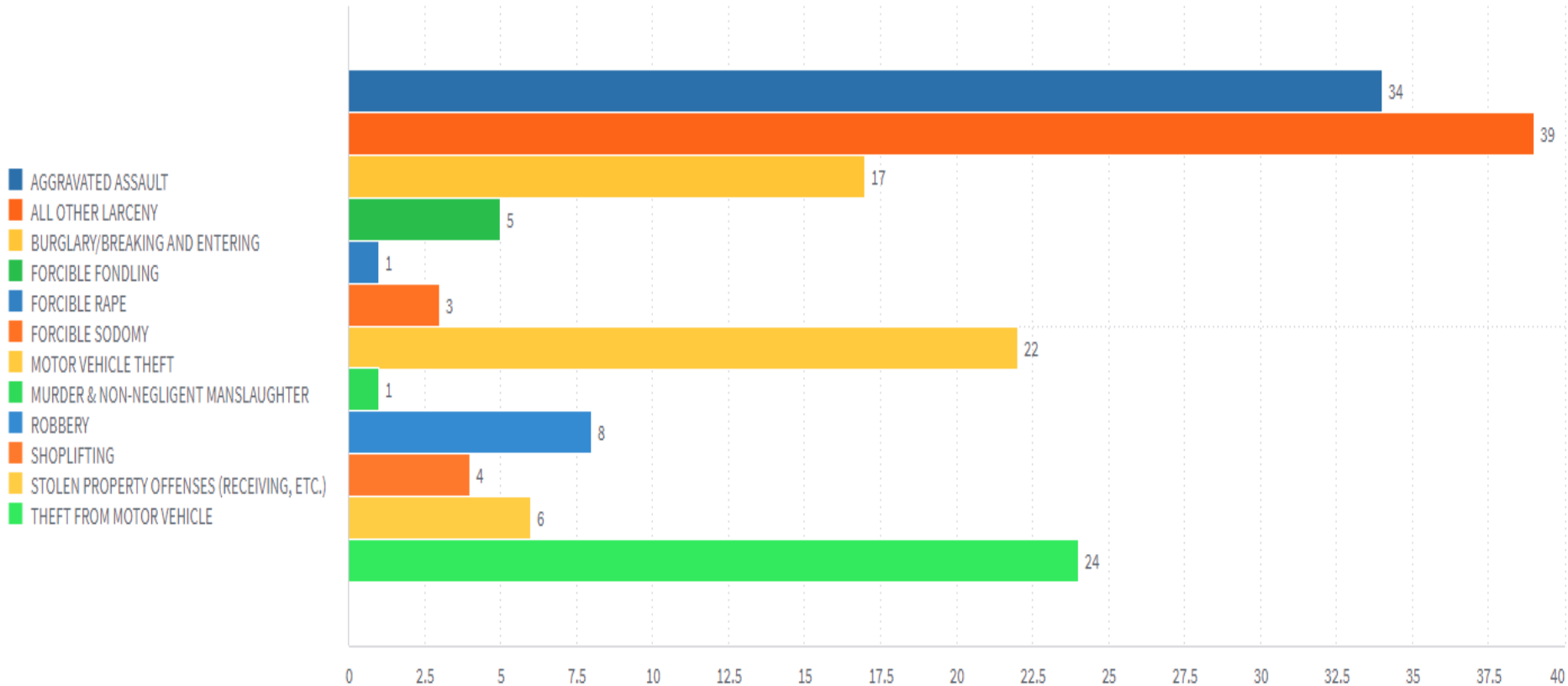
Sector 1



May 2024 Number of Part One Crimes



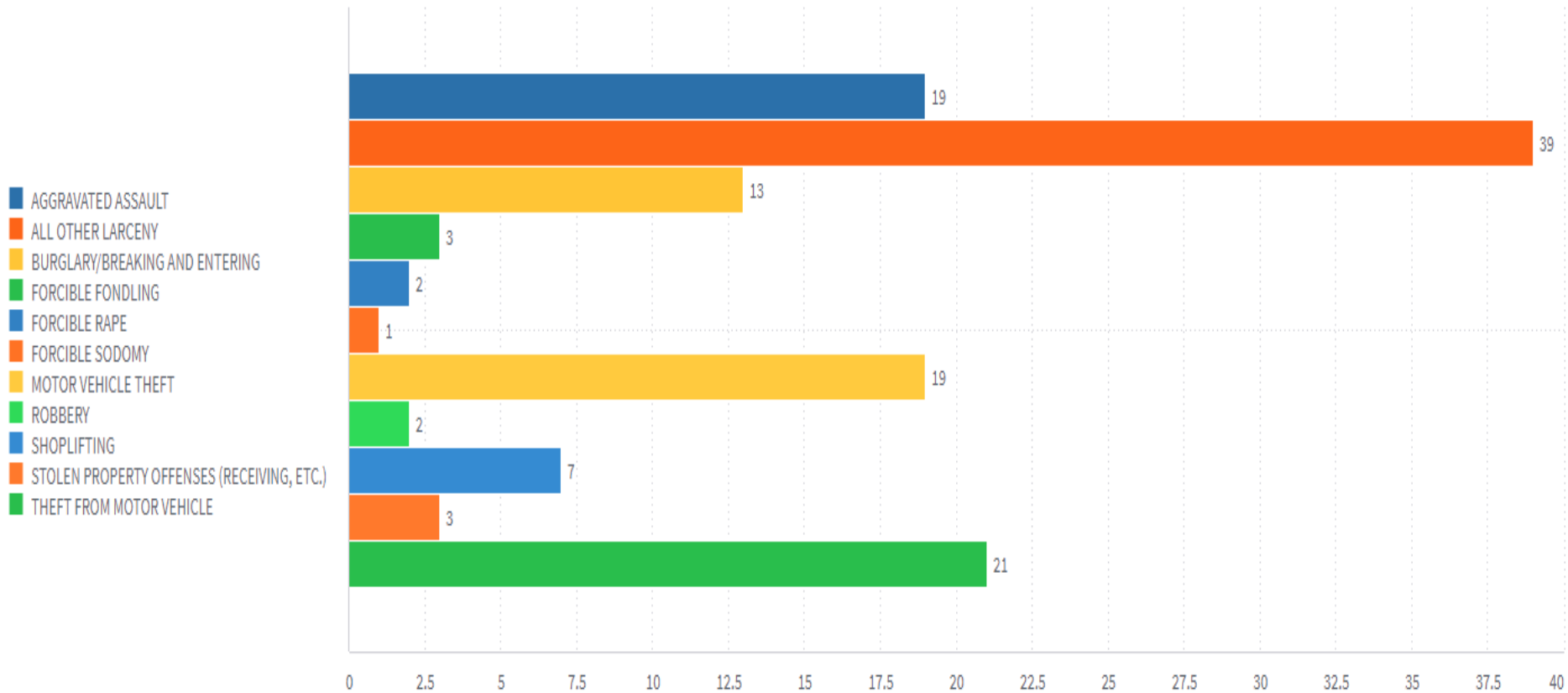
Sector 2



May 2024 Number of Part One Crimes



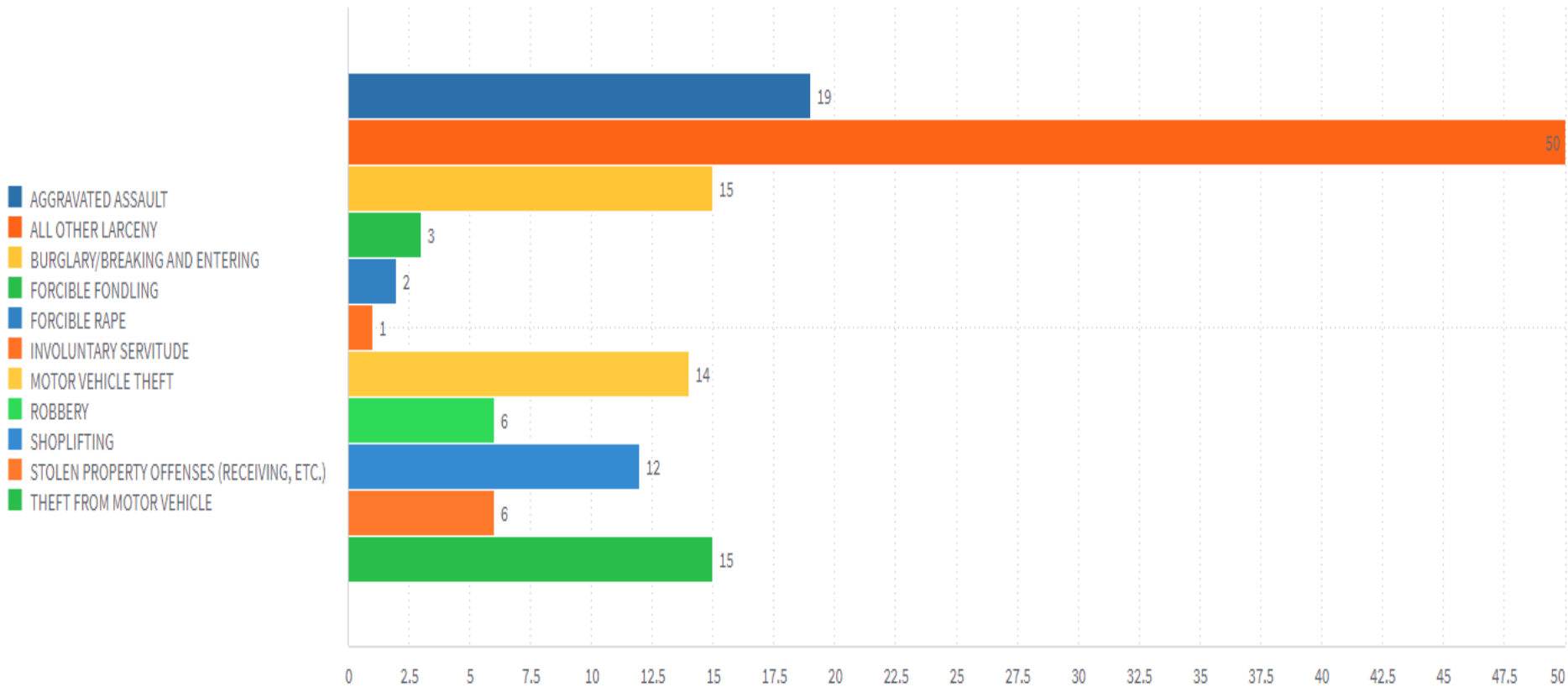
Sector 3



May 2024 Number of Part One Crimes



Sector 4



May 2024 Number of Part One Crimes



2022 VS. 2023

Clayton County Police NIBRS Part One Crimes Comparison	2022	2023	% Change
Aggravated Assault	1,243	1,198	3.6%
Arson	32	49	17%
Burglary/Breaking & Entering	718	916	27.6%
Rape	294	265	9.9%
Involuntary servitude	3	3	0
Motor Vehicle Theft	1,199	1,654	37.9%
Murder & non-neglect manslaughter	57	41	28.1%
Robbery	269	296	10%
Theft	3,365	3,829	13.8%
Theft from Motor Vehicle	1,899	2,010	5.8%
Grand Total	9,079	10,261	13%

NIBRS Reporting Part One Crimes



Current year to year comparison



Clayton County Police NIBRS Part One Crimes Comparison	01/01/2023-06/06/2023	01/01/2024-06/06/2024	% Change
Aggravated Assault	511	464	9.2%
Arson	20	8	60%
Burglary/Breaking & Entering	356	306	14%
Rape	117	114	2.6%
Involuntary servitude	2	1	50%
Motor Vehicle Theft	756	484	36%
Murder & non-neglect manslaughter	18	13	27.8%
Robbery	120	130	8.3%
Theft	1,708	1,191	30.3%
Theft from Motor Vehicle	915	634	30.7
Grand Total	4,523	3,345	26%

NIBRS Reporting Part One Crimes



1st Quarter Comparison



Clayton County Police NIBRS Comparison	01/01/2023- 03/31/2023	01/01/2024- 03/31/2024	% Change Increase- Red Decrease- Green
Aggravated Assault	280	258	7.9%
Arson	11	7	36.4%
Burglary/Breaking & Entering	201	188	6.5%
Involuntary servitude	1	0	100%
Motor Vehicle Theft	450	297	34%
Murder & non-neglect manslaughter	9	6	33.3%
Rape	68	66	2.9%
Robbery	70	72	2.9%
Theft	990	701	29.2%
Theft from Motor Vehicle	604	389	35.6%
Total Part Ones	2,684	1,984	26.1%

NIBRS Reporting Part One Crimes