

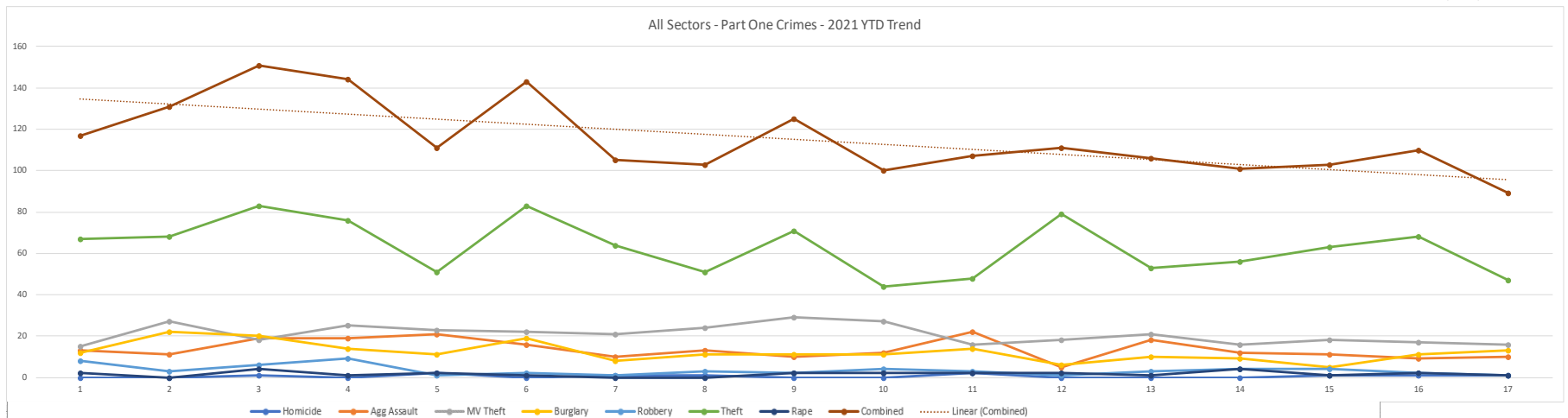


# County Crime Statistics Analysis for YTD 2021

County

Week #

Crime Category	1	2	3	4	5	6	7	8	9	10	11	12	13	14	15	16	17	18	19	20	21	22	23	24	25	26	27	28	29	30	31	32	33	34	35	36	37	38	39	40	41	42	43	44	45	46	47	48	49	50	51	52	Total	% Change from Week 1			
Homicide	0	0	1	0	2	0	1	1	0	0	2	0	0	0	1	1	1	0	0	0	0	0	0	0	0	0	0	0	0	0	0	0	0	0	0	0	0	0	0	0	0	0	0	0	0	0	0	0	0	0	0	0	0	0	10	100%	
Agg Assault	13	11	19	19	21	16	10	13	10	12	22	5	18	12	11	9	10	0	0	0	0	0	0	0	0	0	0	0	0	0	0	0	0	0	0	0	0	0	0	0	0	0	0	0	0	0	0	0	0	0	0	0	0	0	231	-30%	
Vehicle Theft	15	27	18	25	23	22	21	24	29	27	16	18	21	16	18	17	16	0	0	0	0	0	0	0	0	0	0	0	0	0	0	0	0	0	0	0	0	0	0	0	0	0	0	0	0	0	0	0	0	0	0	0	0	353	6%		
Burglary	12	22	20	14	11	19	8	11	11	11	14	6	10	9	5	11	13	0	0	0	0	0	0	0	0	0	0	0	0	0	0	0	0	0	0	0	0	0	0	0	0	0	0	0	0	0	0	0	0	0	0	0	0	207	8%		
Robbery	8	3	6	9	1	2	1	3	2	4	3	1	3	4	4	2	1	0	0	0	0	0	0	0	0	0	0	0	0	0	0	0	0	0	0	0	0	0	0	0	0	0	0	0	0	0	0	0	0	0	0	0	0	57	-700%		
Theft	67	68	83	76	51	83	64	51	71	44	48	79	53	56	63	68	47	0	0	0	0	0	0	0	0	0	0	0	0	0	0	0	0	0	0	0	0	0	0	0	0	0	0	0	0	0	0	0	0	0	0	0	0	0	1072	-43%	
Rape	2	0	4	1	2	1	0	0	2	2	2	2	1	4	1	2	1	0	0	0	0	0	0	0	0	0	0	0	0	0	0	0	0	0	0	0	0	0	0	0	0	0	0	0	0	0	0	0	0	0	0	0	0	0	0	27	-100%
Part 1 Total	117	131	151	144	111	143	105	103	125	100	107	111	106	101	103	110	89	0	0	0	0	0	0	0	0	0	0	0	0	0	0	0	0	0	0	0	0	0	0	0	0	0	0	0	0	0	0	0	0	0	0	0	0	0	0	1957	-31%



**Analysis: Week 17 saw overall increases in Agg Assault and Burglary while there were decreases in MV Theft, Robbery, Theft, and Rape. There was no change in Homicide. Overall trend is decreasing.**



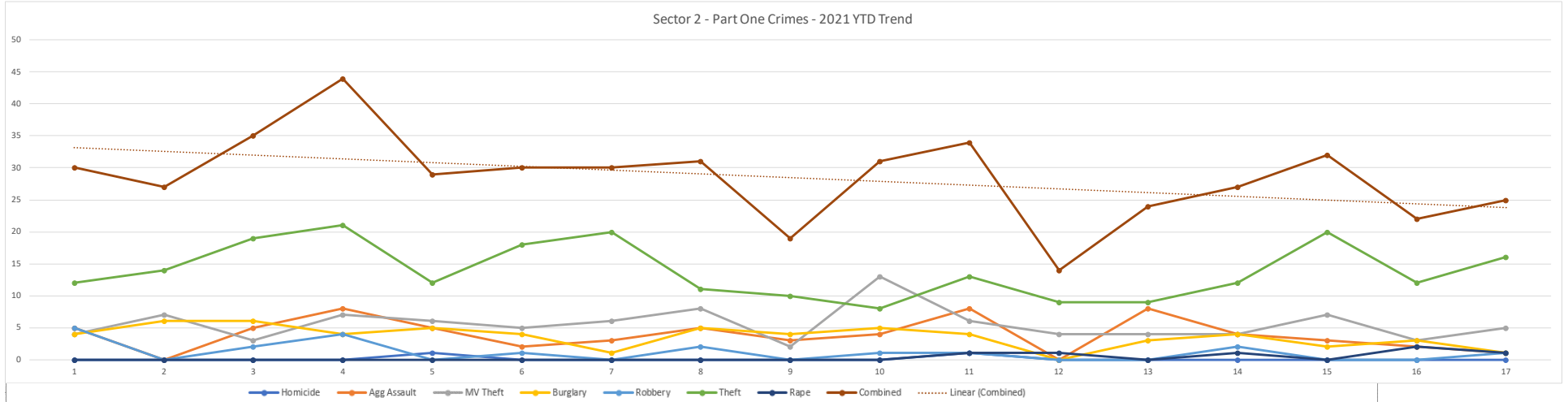


# County Crime Statistics Analysis for YTD 2021

## Sector 2

Week #

Crime Category	1	2	3	4	5	6	7	8	9	10	11	12	13	14	15	16	17	18	19	20	21	22	23	24	25	26	27	28	29	30	31	32	33	34	35	36	37	38	39	40	41	42	43	44	45	46	47	48	49	50	51	52	Total	% Change from Week 1
Homicide	0	0	0	0	1	0	0	0	0	0	1	0	0	0	0	0	0	0	0	0	0	0	0	0	0	0	0	0	0	0	0	0	0	0	0	0	0	0	0	0	0	0	0	0	0	0	0	0	0	0	2	NA		
Agg Assault	5	0	5	8	5	2	3	5	3	4	8	0	8	4	3	2	1	0	0	0	0	0	0	0	0	0	0	0	0	0	0	0	0	0	0	0	0	0	0	0	0	0	0	0	0	0	0	0	0	0	66	-400%		
Vehicle Theft	4	7	3	7	6	5	6	8	2	13	6	4	4	4	7	3	5	0	0	0	0	0	0	0	0	0	0	0	0	0	0	0	0	0	0	0	0	0	0	0	0	0	0	0	0	0	0	0	0	0	94	20%		
Burglary	4	6	6	4	5	4	1	5	4	5	4	0	3	4	2	3	1	0	0	0	0	0	0	0	0	0	0	0	0	0	0	0	0	0	0	0	0	0	0	0	0	0	0	0	0	0	0	0	0	61	-300%			
Robbery	5	0	2	4	0	1	0	2	0	1	1	0	0	2	0	0	1	0	0	0	0	0	0	0	0	0	0	0	0	0	0	0	0	0	0	0	0	0	0	0	0	0	0	0	0	0	0	0	0	19	-400%			
Theft	12	14	19	21	12	18	20	11	10	8	13	9	9	12	20	12	16	0	0	0	0	0	0	0	0	0	0	0	0	0	0	0	0	0	0	0	0	0	0	0	0	0	0	0	0	0	0	0	0	0	236	25%		
Rape	0	0	0	0	0	0	0	0	0	0	1	1	0	1	0	2	1	0	0	0	0	0	0	0	0	0	0	0	0	0	0	0	0	0	0	0	0	0	0	0	0	0	0	0	0	0	0	0	0	0	6	100%		
Part 1 Total	30	27	35	44	29	30	30	31	19	31	34	14	24	27	32	22	25	0	0	0	0	0	0	0	0	0	0	0	0	0	0	0	0	0	0	0	0	0	0	0	0	0	0	0	0	0	0	0	0	0	484	-20%		



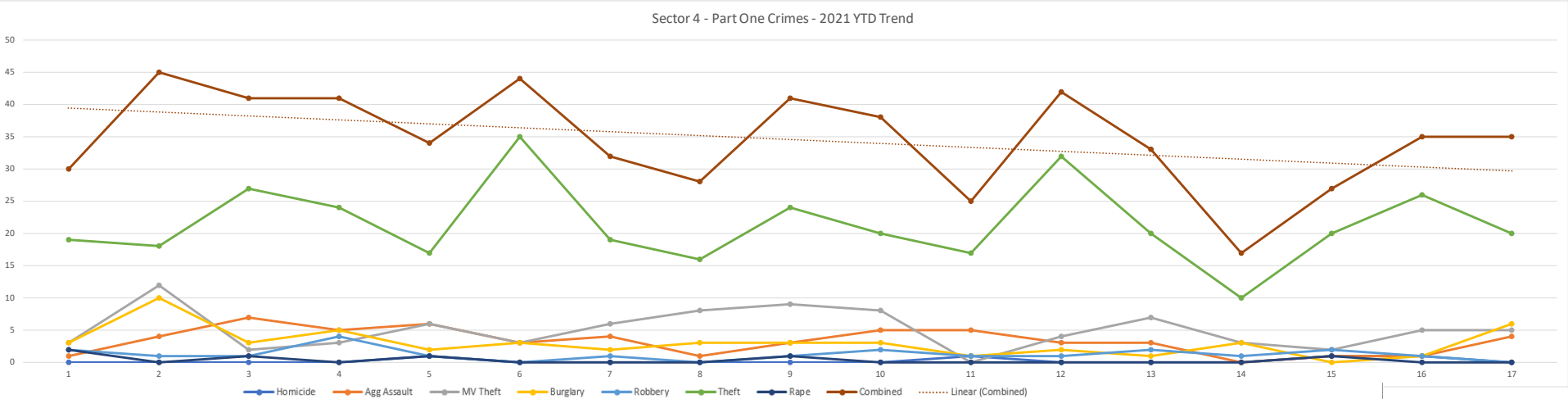
**Analysis: Week 17 saw overall increases in MV Theft, Robbery and Theft while there were decreases in Agg Assault, Burglary, and Rape. There was no change in Homicide. Overall trend is decreasing.**





# County Crime Statistics Analysis for YTD 2021

Crime Category	Week #																																																				Total	% Change from Week 1
	1	2	3	4	5	6	7	8	9	10	11	12	13	14	15	16	17	18	19	20	21	22	23	24	25	26	27	28	29	30	31	32	33	34	35	36	37	38	39	40	41	42	43	44	45	46	47	48	49	50	51	52		
Homicide	0	0	0	0	1	0	0	0	0	0	1	0	0	0	1	1	0																																					
Agg Assault	1	4	7	5	6	3	4	1	3	5	5	3	3	0	1	1	4																																					
Vehicle Theft	3	12	2	3	6	3	6	8	9	8	0	4	7	3	2	5	5																																					
Burglary	3	10	3	5	2	3	2	3	3	3	1	2	1	3	0	1	6																																					
Robbery	2	1	1	4	1	0	1	0	1	2	1	1	2	1	2	1	0																																					
Theft	19	18	27	24	17	35	19	16	24	20	17	32	20	10	20	26	20																																					
Rape	2	0	1	0	1	0	0	0	1	0	0	0	0	0	1	0	0																																					
Part 1 Total	30	45	41	41	34	44	32	28	41	38	25	42	33	17	27	35	35	0	0	0	0	0	0	0	0	0	0	0	0	0	0	0	0	0	0	0	0	0	0	0	0	0	0	0	0	0	0	0	0	0				



**Analysis: Week 17 saw overall increases in Agg Assault and Burglary while there were decreases in Homicide, Robbery, and Theft. There was no change in MV Theft and Rape. Overall trend is decreasing.**